



The Aylesbury Vale Academy

COLLABORATING for EXCELLENCE

YEAR 1 HOME LEARNING OUR TOPIC THIS HALF TERM IS "ROAR!"


Week commencing Monday 11th January 2021

Welcome to week 2 of our remote learning. It has been great to see your work through the @year1enquires email, please keep sending in what you can. Below is a timetable of activities to complete this week. We welcome your feedback. If the links below do not work, please copy and paste the full link into an internet browser and the video or activity should appear. If you have any questions, please email year1enquiries@theacademy.me



Kind Regards

Mrs Haydon, Miss Pickett and the Year 1 Team

Please start the week by watching the Primary Whole School Assembly. You can find this in the Home Learning Section of the school website...



<https://www.theacademy.me/page/?title=Primary+Home+Learning&pid=355>



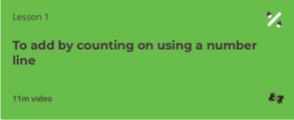




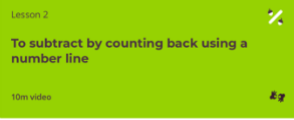


	Task 1: 9.00 - 10.00	Task 2: 11.00 - 12.00	Task 3: 14.00 - 15.00
Themes of the Week	English: Recount	Maths: Addition and Subtraction within 20	RE: Special Gifts Topic: Geography (Our local environment, the UK) Science: Animals (Mammals, Reptiles, Amphibians, Fish and Birds)
MONDAY 11th January	<p>Children will need to start English today by watching the video below:</p> <p>https://classroom.thenationalacademy/lessons/to-use-the-past-tense-69k30d</p> <p>Once you have completed the tasks in the video, we would like you to change these words from the present tense to the past tense.</p> <p>Build jump Eat love Make Shop</p> <p><i>Challenge:</i> Use the past tense verbs from above to write sentences. Remember your capital letters, finger spaces and full stops.</p> <p>PHONICS</p>	<p>This week we are going to practise using our number skills within 20.</p> <p>Start by warming up your maths brain by counting 1-20 with Jack Hartman</p>  <p>https://www.youtube.com/watch?v=MVzXKfr6e8</p> <p>Next please go to the Oak National Academy Online. Key Stage 1, Maths, Addition and Subtraction within 20.</p>  <p>You need to watch Lesson 1: To add by counting on using a number line...</p>	<p>RE: For your RE lesson today please go to the link on the Y1 Home Learning page to watch a presentation by Mrs Haydon. https://www.theacademy.me/page/?title=Year+1+Home+Learning&pid=369</p> <p>Today's learning is about Special Gifts...</p>  <p>After the presentation, please draw a picture of your special item and write some sentences to tell us why it is special.</p>



The Aylesbury Vale Academy

COLLABORATING for EXCELLENCE

YEAR 1 HOME LEARNING OUR TOPIC THIS HALF TERM IS "ROAR!"





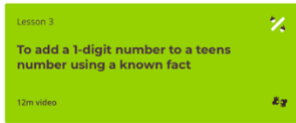


	 <p>Phonics sound of the day is: /au/</p>  <p>https://www.youtube.com/watch?v=dOHDkQGhku4</p>	 <p>https://classroom.thenationalacademy/lessons/to-add-by-counting-on-using-a-number-line-ccukct</p> <p>You can find a copy of the independent tasks by using the download worksheet icon or use the copy on the school website...maths-ks1-lesson-1.pdf</p> <p>IMPORTANT: It's okay if you cannot print out the sheet. You can solve the problems by drawing them on some paper, a chalkboard or a whiteboard</p>	
<p>TUESDAY 12th January</p>	<p>Children will need to start English today by watching the video below: https://classroom.thenationalacademy/lessons/to-retrieve-information-c4tp4d</p> <p>Once you have completed the tasks in the video, we would like you to write some questions of your own about Cedric's diary. What would you like to find out?</p> <p>Remember to use a question mark at the end of your question!</p> <p>PHONICS</p>  <p>Phonics sound of the day is: /ey/</p>  <p>https://www.youtube.com/watch?v=XDrUUMOtZw</p>	<p>Today warm up your maths brain by counting backwards using the Tiny Tunes Monkey Floss Count down song...</p>  <p>https://www.youtube.com/watch?v=8hD26XpuUCc</p> <p>Next please go to the Oak National Academy Online. Key Stage 1, Maths, Addition and Subtraction within 20.</p>  <p>You need to watch Lesson 2: To subtract by counting back using a number line...</p>  <p>https://classroom.thenationalacademy/lessons/to-subtract-by-counting-back-using-a-number-line-cgr36d</p> <p>As yesterday, you can find a copy of the independent tasks by using the download worksheet icon or use the copy on the school website...maths-ks1-lesson-2.pdf</p> <p>IMPORTANT: It's okay if you cannot print out the sheet. You can solve the problems</p>	<p>Science: For your Science lesson today please go to the link on the Y1 Home Learning page to watch a presentation by Miss Pickett.</p> <p>https://www.theacademy.me/page/?title=Year+1+Home+Learning&pid=369</p> <p>Today's learning is about Mammals...</p>  <p>After the presentation create a wanted poster for one of the chosen mammals. Please include some of the key facts on the wanted poster.</p> <p>An example wanted poster:</p> 



The Aylesbury Vale Academy

COLLABORATING for EXCELLENCE

YEAR 1 HOME LEARNING OUR TOPIC THIS HALF TERM IS "ROAR!"




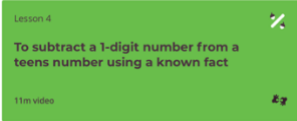




		<p>by drawing them on some paper, a chalkboard or a whiteboard</p>	
<p>WEDNESDAY 13th January</p>	<p>Children will need to start English today by watching the video below:</p> <p>https://classroom.thenational.academy/lessons/to-box-up-a-recount-for-purpose-chj3ec</p> <p>Once you have completed the tasks in the video, we would like you to think about the boxing up that you have done.</p> <p>Can you add any more detail?</p> <p>Can you add some adjectives? (describing words)</p> <p>Can you add some conjunctions? (and, because)</p> <p>Can you add some openers? (next, then, after that, while)</p> <p>PHONICS</p>  <p>Phonics sound of the day is: /a_e/</p>  <p>https://www.youtube.com/watch?v=jkycxr-joDk</p>	<p>Today warm up your maths brain by counting in tens with the Singing Walrus...</p>  <p>https://www.youtube.com/watch?v=-qmEe0-ex8</p> <p>Next please go to the Oak National Academy Online. Key Stage 1, Maths, Addition and Subtraction within 20.</p>  <p>You need to watch Lesson 3: To add a 1-digit number to a teens number using a known fact...</p>  <p>https://classroom.thenational.academy/lessons/to-add-a-1-digit-number-to-a-teens-number-using-a-known-fact-69gkat</p> <p>You can find a copy of the independent tasks by using the download worksheet icon or use the copy on the school website... maths-ks1-lesson-3.pdf</p> <p>IMPORTANT: It's okay if you cannot print out the sheet. You can solve the problems by drawing them on some paper, a chalkboard or a whiteboard</p>	<p>PE: For PE Today can you join in with another 5-Minute Move Workout? You can find Joe's Kids Workout 2 here at... https://www.youtube.com/watch?v=SbFqQarDM50</p> 
<p>THURSDAY 14th January</p>	<p>Children will need to complete their English today by watching the video below:</p> <p>https://classroom.thenational.academy/lessons/to-identify-features-of-a-recount-6cu68e</p> <p>PHONICS</p>	<p>Today warm up your maths brain by counting in fives with the Singing Walrus...</p>  <p>https://www.youtube.com/watch?v=5FaBDqOmij/</p>	<p>Topic: This week in geography we would like you to investigate facts about the UK.</p> <p>Below is a website that has a lot of facts about UK. Look through the website and write some of your favourite facts down. https://www.globetrottingkids.com/countries/united-kingdom/</p>



The Aylesbury Vale Academy

COLLABORATING for EXCELLENCE

YEAR 1 HOME LEARNING OUR TOPIC THIS HALF TERM IS "ROAR!"


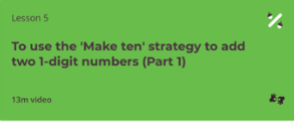
	 <p>Phonics sound of the day is: /e_e/</p>  <p>https://www.youtube.com/watch?v=5_Vp-Lokzic</p>	<p>Next please go to the Oak National Academy Online. Key Stage 1, Maths, Addition and Subtraction within 20.</p>  <p>You need to watch Lesson 4: To subtract a 1-digit number using a known fact...</p>  <p>https://classroom.thenationalacademy.com/lessons/to-subtract-a-1-digit-number-from-a-teens-number-using-a-known-fact-c4u3gc</p> <p>You can find a copy of the independent tasks by using the download worksheet icon or use the copy on the school website... maths-ks1-lesson-4.pdf</p> <p>IMPORTANT: It's okay if you cannot print out the sheet. You can solve the problems by drawing them on some paper, a chalkboard or a whiteboard</p>	<p>Next, we would like you to create a fact file using the facts you have collected from the website. Some of the facts could include:</p> <ul style="list-style-type: none"> • How many countries it is made up of? • The flag of the UK • Labelled diagram of the map of the UK • National emblems • Other facts <p>Below is a screen shot of an example or you can also design your own.</p> 
<p>FRIDAY 15th January</p>	<p>Children will need to start English today by watching the video below: https://classroom.thenationalacademy.com/lessons/to-identify-features-of-a-recount-6cu68e</p> <p>Using the toolkit that you created from the video, today we would like you to make a poster to tell us all about the features of a recount. On the poster you will need to include your toolkit images and key words.</p> <p>You can draw the poster by hand or make it on the computer. It is up to you!</p> <p>PHONICS</p>  <p>Phonics sound of the day is:</p>	<p>Today we're going to warm up our maths brains with one of our favourite songs. Counting to 100 with Jack Hartman ...</p>  <p>https://www.youtube.com/watch?v=0TgLf3PMOc</p> <p>Next please go to the Oak National Academy Online. Key Stage 1, Maths, Addition and Subtraction within 20.</p>  <p>You need to watch Lesson 5: To use the 'Make ten' strategy to add two 1-digit numbers (Part 1)...</p>	<p>Well done you have worked so hard this week!</p> <p>FEEDBACK ON THIS WEEK'S YEAR 1 LEARNING</p> <p>Please complete the Feedback on Learning for this week... this is available on the School Website</p>



The Aylesbury Vale Academy

COLLABORATING *for* EXCELLENCE

YEAR 1 HOME LEARNING OUR TOPIC THIS HALF TERM IS "ROAR!"

	<p>/i_e/</p>  <p>https://www.youtube.com/watch?v=o9JSTYL7vyc</p>	<p>Lesson 5</p>  <p>https://classroom.thenational.academy/lessons/to-use-the-make-ten-strategy-to-add-two-1-digit-numbers-part-1-70r62e</p> <p>You can find a copy of the independent tasks by using the download worksheet icon or use the copy on the school website... maths-ks1-lesson-5.pdf</p> <p>IMPORTANT: It's okay if you cannot print out the sheet. You can solve the problems by drawing them on some paper, a chalkboard or a whiteboard</p>	
--	---	--	--