

# Apps to help with Remote Learning

This is a list of things you can do to make reading and writing easier when you are learning from home. Each section has a link for how to do it on Google, Apple, Microsoft or Android. Just click the one for the device you use.



## Help with reading

### 1. Reading websites and work out loud

#### Google Chrome

- **Read Aloud** - When you have installed it in google chrome, you can select what you want to read and click the loudspeaker icon. <://chrome.google.com/webstore/detail/read-aloud-a-text-to-speed/hdhnadidafjejdhmfkignolgimiapl?hl=en>
- You can turn on '**Screen Reader**' in your school google account [Get help reading text on a screen - Computer - Google Account Help](#)

#### iPAD/iOS

- 'Speak selection' or 'Speak Screen' [Using Speak Selection on Your Ipad](#)
- [Text to Speech on iPads and iPhones](#)

#### Microsoft Word

- You can download this and add it to Word <https://www.wordtalk.org.uk/home/>
- You can use the Microsoft Windows dictation command for your whole windows computer <https://www.wikihow.com/Dictate-on-Word>

- You can use 'Speak text to speech' in Word or Powerpoint [Use the Speak text-to-speech feature to read text aloud](#)

## Android

- [Select to Speak - Android Accessibility Help](#)
- [Text-to-speech output - Android Accessibility Help](#)
- [Text To Speech Reader](#) (download the app)

## 2. Pain or headaches or blurry vision when you read:

Change the **background colour or add a tint to the screen**

## Google chrome

- **Colour Overlay** for Google Chrome to reduce the contrast - [Ad Added Color Overlay 2](#)

## iPAD/iOS

- [How to use Display Accommodations on iPhone and iPad](#)

## Microsoft Word

- [Add, change, or delete the background color in Word](#)

## Android

- Download a colour overlay app like **Screen Overlays**  
[play.google.com/store/apps/details?id=com.devahead.screenoverlays](https://play.google.com/store/apps/details?id=com.devahead.screenoverlays)
- Or **Tintvision**  
[play.google.com/store/apps/details?id=com.emcreations.tintvision&hl=en\\_GB](https://play.google.com/store/apps/details?id=com.emcreations.tintvision&hl=en_GB)

### 3. Make the writing bigger:

Google Chrome 

- [Change text, image and video sizes \(zoom\) - Google Chrome Help](#)

iPAD/iOS 

- Use the 'Zoom' function - [How to use Zoom in Accessibility on iPhone and iPad](#)
- [Using the Ipad to Support Learners with Visual Difficulties](#)

Microsoft Word



- [Change the font size](#)

Android



- [Magnification - Android Accessibility Help](#)
- [Font size and display size - Android Accessibility Help](#)



Help with writing

### Speaking what you want to type (dictation)

Google Chrome 

- **Google Docs** Open a new document and clicking 'Tools' and selecting 'voice typing' [Voice Typing in Google Docs](#)

## iPAD/iOS

- **Speaking what you want to type (dictation)**  
<https://www.callscotland.org.uk/information/speech-recognition/siri/>

## Microsoft office (Word)



- **Dictate** is an app you can download and add to Microsoft word
- You can use a tool in Word to let you speak what you want to write - instructions here: [Dictate text using Speech Recognition - Windows Help](#)







## Android



- Use **google voice typing** on your device [Android](#)



## [Help with new/tricky word meanings](#)

- An excellent online dictionary with simple, easy to understand definitions is **Cambridge Learner's Dictionary** - [Definitions & Meanings](#)   
- You can search by saying the word in the Merriam Webster dictionary , so spelling isn't important. [Dictionary by Merriam-Webster: America's most-trusted online dictionary](#) use online or download app for apple/android.   
- Merriam Webster Visual Dictionary - This uses images to help you remember word meanings  
<http://www.visualdictionaryonline.com/index.php> use online or download app for apple/android. 