

September 2022

Starting Preschool

The Aylesbury Vale Academy Primary Phase



Introductions



Mrs Baughan
Headteacher



Mrs O' Neill
Deputy Headteacher



Mrs Jefford
Assistant Principal
and SENDCO



Mrs Haydon
Lead Practitioners for
EYFS and KS1

Preschool Team



Mrs Tunbridge
Admin/Key Carer



Miss Scrivener
Room Leader



Miss Barber
Room Leader



Mrs Clark
Early Years Lead Teacher
Preschool Manager



Mrs Cook
Key Carer



Mrs Thomas
Key Carer



Miss Hussain
Key Carer

September Transition Timetable



- Summer picnic- invites to follow
- 1:1 Home Visits- throughout June, July and September - we will contact you

5.9.22	6.9.22	7.9.22	8.9.22	9.9.22
Inset day-NO CHILDREN	8.30-12.30- (30hrs children ONLY)	8.30-12.30- (30hrs children ONLY)		
			8.30-10.30 -(AM children ONLY)	8.30-10.30 -(AM children ONLY)
			12.30-2.30- (PM children ONLY))	12.30-2.30- (PM children ONLY))
12.9.22	13.9.22	14.9.22 FULL SESSIONS	15.9.22 FULL SESSIONS	16.9.22 FULL SESSIONS
8.30-3.30- (30 hrs children ONLY)		8.30-3.30- (30 hrs children)	8.30-3.30- (30 hrs children)	8.30-3.30- (30 hrs children)
	8.30-11.30 -(AM children ONLY)	8.30-11.30 -(AM children)	8.30-11.30 -(AM children)	8.30-11.30 -(AM children)
	12.30-3.30 -(PM children ONLY)	12.30-3.30 -(PM children)	12.30-3.30 -(PM children)	12.30-3.30 -(PM children)

What will it be like in Preschool?

Learning through play

Huge emphasis on Communication and Language

Learning independence

Practising gross motor skills

Practising fine motor skills

Bespoke curriculum for our AVA learners

Planning linked to children's interests



The Learning Environment



Different areas within the indoor and outdoor area

Time to learn through play

A homely, cosy environment with a calm, neutral decor

Carefully planned for provision based on the children's interests and curricular skills

Quality authentic resources accessible by the children to aid curiosity

Language rich environment

Resources enhanced throughout each week according to what the children have engaged in

Children are taught how to be respectful learners in their play

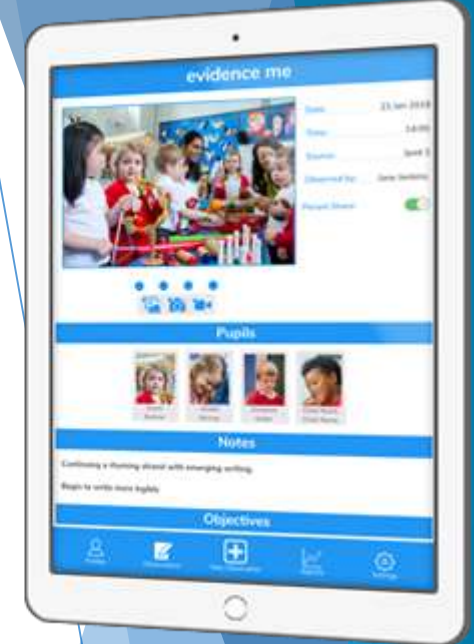
Evidence Me

Login details will be emailed to you.

Download the app in Android or Apple format.

See your child's lovely learning throughout the year.

A way of you communicating with us.

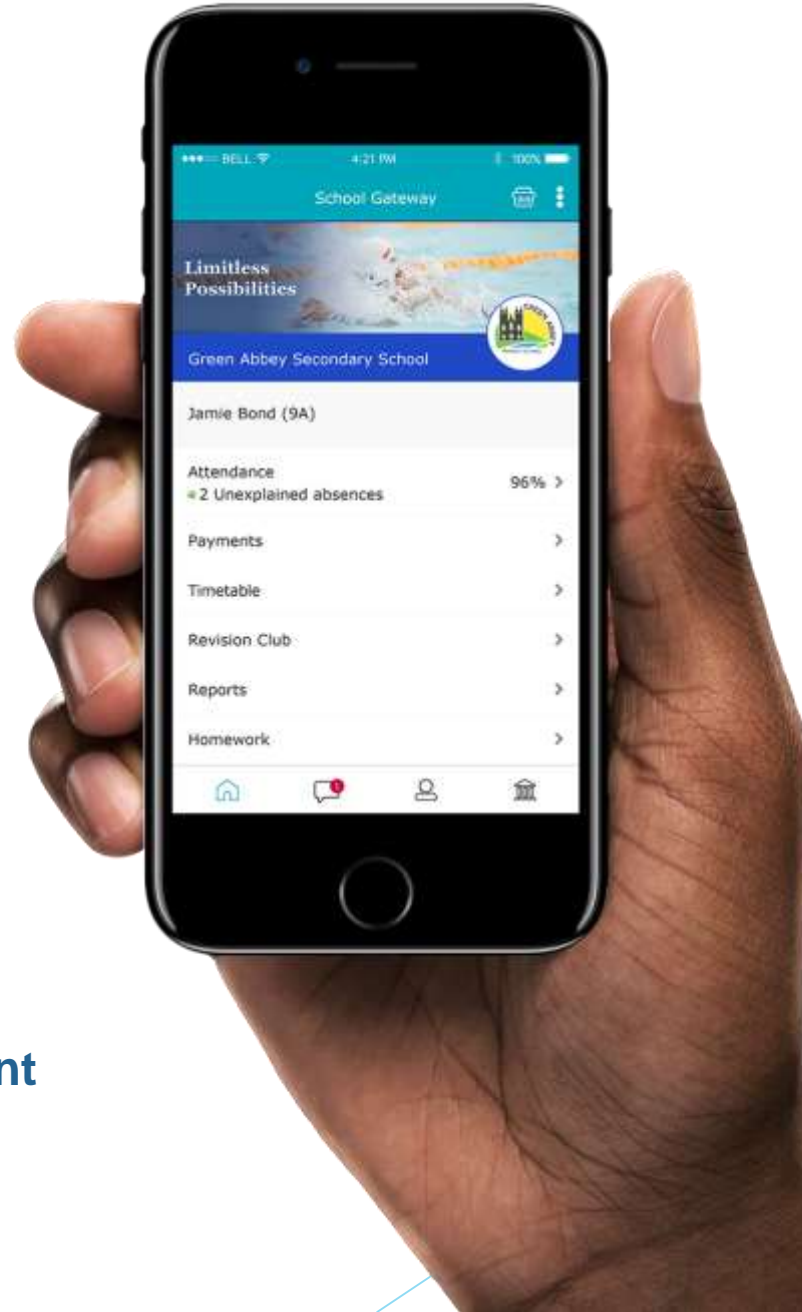


School Gateway

Booking Breakfast Club

Booking Lunch Club

Payments for trips/event



Download the app and read through the Parent Guide provided.

Background

The Department for Education is to change the Early Years Foundation Stage (EYFS) in 2021. Currently some schools (Early Adopters) are taking part in a trial in 2020 – 2021. The government says the changes will improve outcomes for all children, but particularly the language and literacy outcomes for disadvantaged children and reduce teacher workload.

The proposals are intended to:

Make all 17 ELGs clearer, more specific and easier for teachers to make accurate judgements

Focus on strengthening language and vocabulary development to particularly support disadvantaged children

Strengthen literacy and numeracy outcomes to ensure all children have a good grasp of these areas of learning in preparation for year 1

Ensure they reflect the strongest predictors of future attainment.

Ensure the ELGs are based on the latest evidence in childhood development

Seven Key Features of Effective Practice

- The very best for every child
- High quality care
- The curriculum – what we want children to learn
- Pedagogy
- Assessment
- Self regulation and executive function
- Partnership with parents

The New EYFS Curriculum Framework

▶ Three Prime Areas

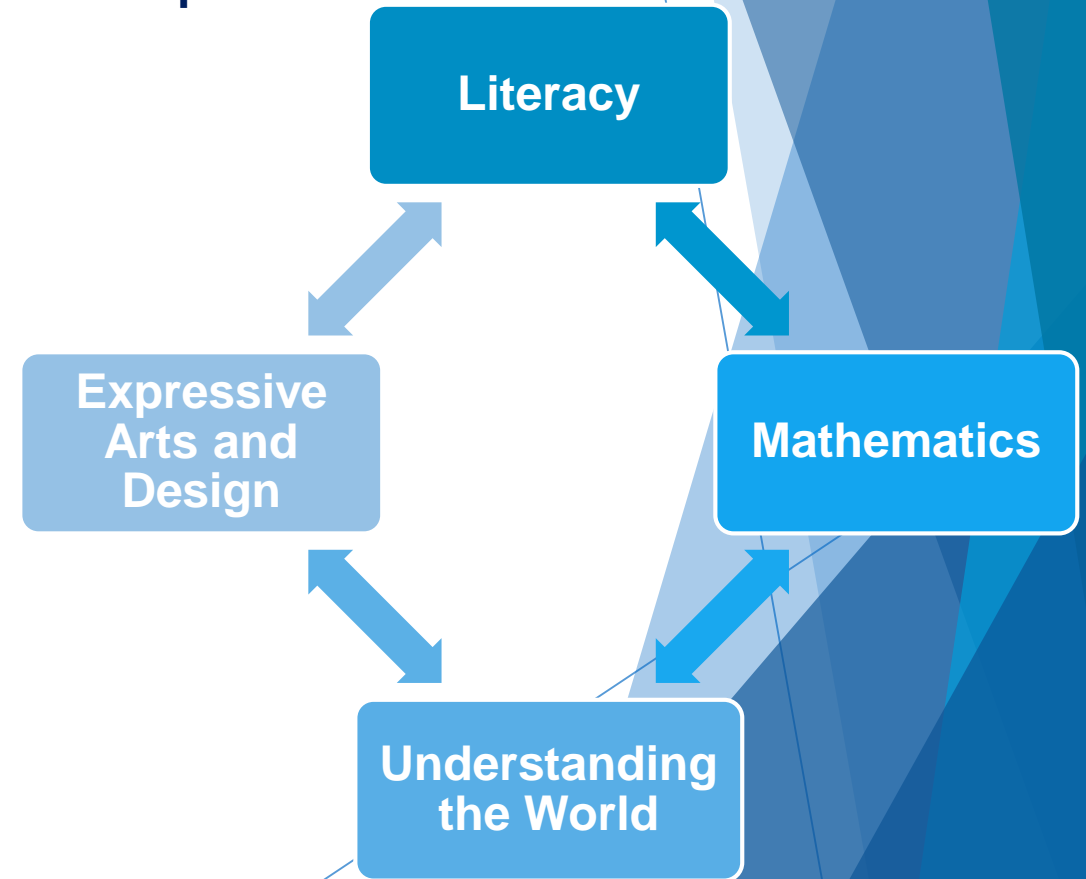
Communication and Language

Personal, Social and Emotional Development

Physical Development

17 Early Learning Goals in Total

▶ Four Specific Areas



Pre-Phonics

Children learn a great deal from other people. As parents and carers you are your child's first teachers. You have a powerful influence on your child's early learning. From a very early age your child will need to experience a wide range of activities and experiences (for example, singing and saying rhymes, making and listening to music, listening to them and joining in conversations, painting and pretend play) to develop their early reading and writing skills.

These activities will help your child take the first important steps towards reading and writing. Pre-phonics is used to support the teaching of Language and Literacy in our Preschool, before moving onto the Read Write Inc programme at a later stage, when they are ready and continuing into Reception.

Our children learn through lots of play and activities and are encouraged to use their increasing phonics knowledge in freely chosen activities.

If you can be involved in helping your child, we know it can make a big difference to your child's learning.

Following is further information about pre-phonics.

Pre-phonics - seven interlinking parts:

Environmental sounds

Instrumental sounds

Body percussion

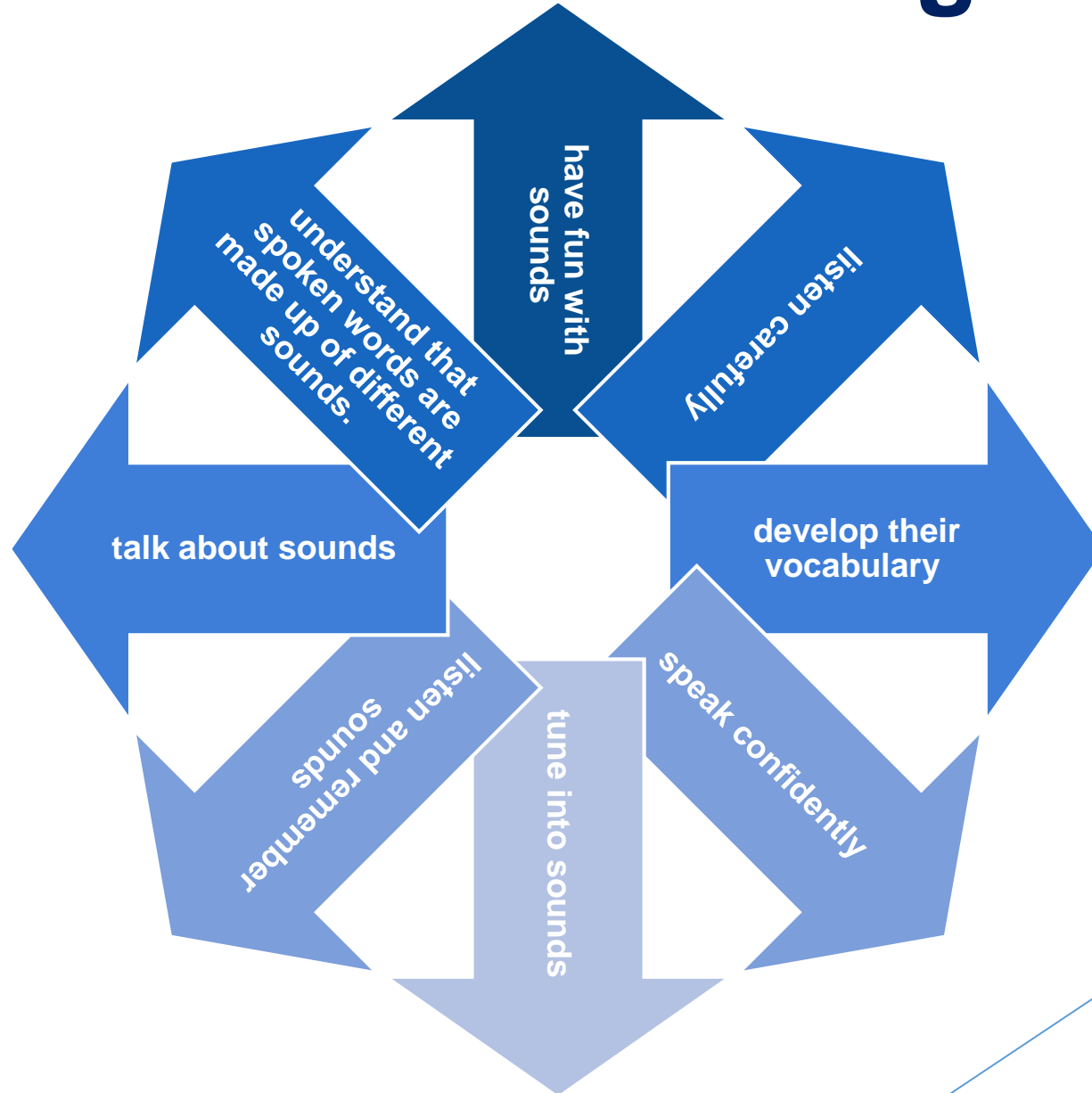
Rhythm and rhyme

Alliteration (words that begin with the same sound)

Voice sounds

Oral blending and segmenting

Your child will be learning to:



Mathematics


Children benefit from daily high-quality opportunities to learn mathematics.

Maths opportunities across all areas –even the snack table!

Small group focus activities

Planning based on the White Rose scheme of work and NCETM Number blocks with Maths Mastery.

A focus on problem solving as well as acquisition of basic skills





Positive Praise and Expectations

First priority is settling children in, setting expectations and creating a whole class ethos and culture

Behaviour policy is available on school website

We are an attachment aware school where we understand the psychology of children's behaviour

Incredibly nurturing and focus primarily on praise and reward

We will celebrate children's good behaviour and acts of kindness and helpfulness

We will use our Christian values to encourage and show examples of good behaviour

We will give children various opportunities to share their amazing work

There will be Star of the Day and Stars of the Week awards in the summer term

There will be a visual behaviour system – where the children can tell you they are ready to learn

Celebrating Children's Learning

We will constantly celebrate and share children's learning through:

Regular show and tell sessions

I am proud of box

Displays

Sharing Wow moments with parents on Evidence Me

Sharing our floor books

Half-termly newsletters



Parent Partnership



We want you to be very involved with your child's learning

You are your child's first educator and know them best

Open door policy

Please share things you have done at home with your child

Displays in the classroom – WOW moments at home

Stay and Play Sessions

Contributing on Evidence me

Reading stories with your child is so important

Family projects will be sent home occasionally

House Keeping



Label everything!

Please provide a pair of named wellies to keep in school

Spare clothes bag to keep on their peg at school – please label everything

Named water bottle brought in each day and sent home to be washed

Bring their bag in each day

Children will be offered fruit and milk each day at snack time

We are a NO NUT school, please be mindful of this if providing packed lunch

Uniform

All children in Preschool are required to wear full school uniform.

We request that no jewellery is worn, children with pierced ears should wear simple studs.

Please tie your child's hair back, this is for safety and to prevent possible spreading of head lice.

We also request that you provide your child with:

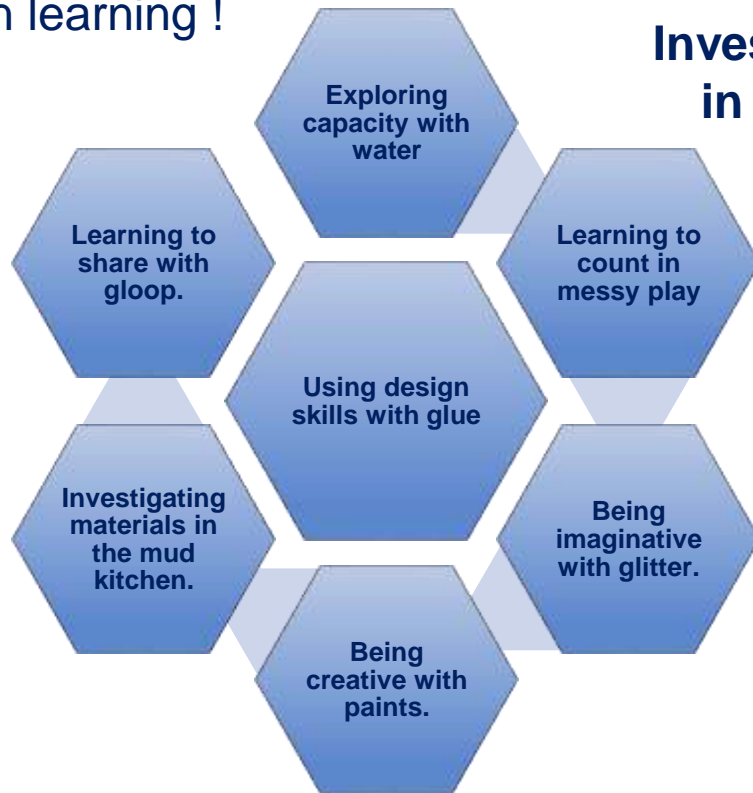
- A named bag with at least a spare change of clothes, underwear and socks.
- A sun hat in hot weather, (please apply sun cream before arriving)
- A waterproof coat.
- Welly boots –we play outside whatever the weather!



EYFS Learning

Sensory experiences are central to our provision, which means that children often engage in messy play.

A messy uniform at the end of the day means your child has been learning !



Exploring capacity with water

Learning to count in messy play

Being imaginative with glitter

Being creative with paints

Investigating materials in the mud kitchen

Eating healthy foods

Using design skills with glue

Learning to share with gloop




SEND

- ❑ We want every child to make outstanding progress, whatever his or her starting point, and the style of learning in the EYFS means that a great deal of what we do is tailored to the individual needs and interests of each child. In addition to this, some pupils also require specialist support and planning.
- ❑ In our Preschool and Reception, we use basic Makaton signs, visual cards, visual timetables, now and next boards, support cushions, fiddle toys, sensory toys a quiet area in the book corner and intervention groups and observations to support individual children's needs. If your child requires additional support at any point during their time in the EYFS, we will draft an Assess-Plan-Do-Review (APDR) document detailing how we intend to support your child's needs. This will be shared with you and you will have an opportunity to contribute.
- ❑ Please let your child's teacher or your Key Carer know about any concerns you may have and if your child has a previously identified special educational needs or disabilities. We are here to help!



Our school SENDCO is
Mrs Jefford.



Attendance Matters

Full attendance is vital for your child's educational progress. Research has shown there is an overwhelming connection between those pupils who are frequently absent and those who go on to underachieve in their future.

Tips for good school attendance:



Good habits, establish good routines, such as going to bed on time.



If your child is off school, you must let the school know why and tell them when they can expect your child back.



Make all appointments for the doctor, dentist, optician etc. after school hours or during the school holidays.



Don't let your child stay off school for a minor ailment.



Take all holidays during the school holiday periods.

Arrival at School

At Aylesbury Vale Academy our aim is for your child to settle into the Early Years Foundation Stage as happily as possible.

- ❑ We provide a soft opening in the morning –this means that you are welcome to drop off at the gate at 8.30am for AM and full-time children and 12.30 for the PM children.
- ❑ Children say goodbye at the gate and walk to their classes independently.
- ❑ They should hang up their coat and put their belongings away before registering themselves by collecting their name.
- ❑ Children are then encouraged to choose an activity to enable them to settle into the school day.
- ❑ Over time, we encourage all children at AVA to become independent learners.



Collecting Your Child from Preschool

- ❑ Please try to be prompt collecting your child from preschool.
- ❑ In order to keep your child safe, staff will only release children to authorised adults.
- ❑ In the event that you are delayed and cannot get to school in time, please telephone the school as soon as it is possible to do so. We will ask you to provide contact details for 3 people with permission to collect you child. These details need to be provided with a secure password that can be used by these people to confirm their identity.
- ❑ Please let us know if someone who is not on your child's 'permission to collect' list is coming to collect your child at the end of the session –we will need you to tell us their name and describe them or, if possible, show us a photo of them.
- ❑ Please provide us with a password that we can ask the person for when they arrive to confirm their identity.
- ❑ Please note that if someone who is not on your child's 'permission to collect' list comes to collect your child and you have not informed us; we will contact you to confirm they have your permission before we can allow them to leave with your child.
- ❑ If we are unable to get in contact with you, we will need to contact someone else on the 'permission to collect' list to come and collect your child instead.
- ❑ **Please refer to our Preschool Policy for Late fees**



Medical

- Please let your child's teacher or your Key Carer know about if your child has any medical needs.
- We can only administer medicines detailed on a healthcare plan and these medicines must be clearly labelled and have been prescribed by a doctor.
- If your child is unwell with a temperature, sickness or diarrhoea please keep them at home for 48 hours and until all symptoms have disappeared. Please also contact the school to let us know you child will not be attending every day that your child is off sick.

COVID-19

- Please do not send your child into school if they have a persistent cough, high temperature or have lost their sense of taste or smell. Please refer to our whole school policy.

Snacks

- ❑ A healthy snack of fresh fruit, vegetables and a carbohydrate (i.e. a breadstick, toast or crackers) is served every day in the Early Years, together with a drink of milk or water.
- ❑ As well as helping your child to maintain his or her energy levels through the session, this provides an opportunity to learn about healthy eating habits.
- ❑ Although we fully support snack times, we also encourage the children to be as independent as possible washing their hands, opening/pouring their own milk/water and choosing their snack.

Hydration

Milk

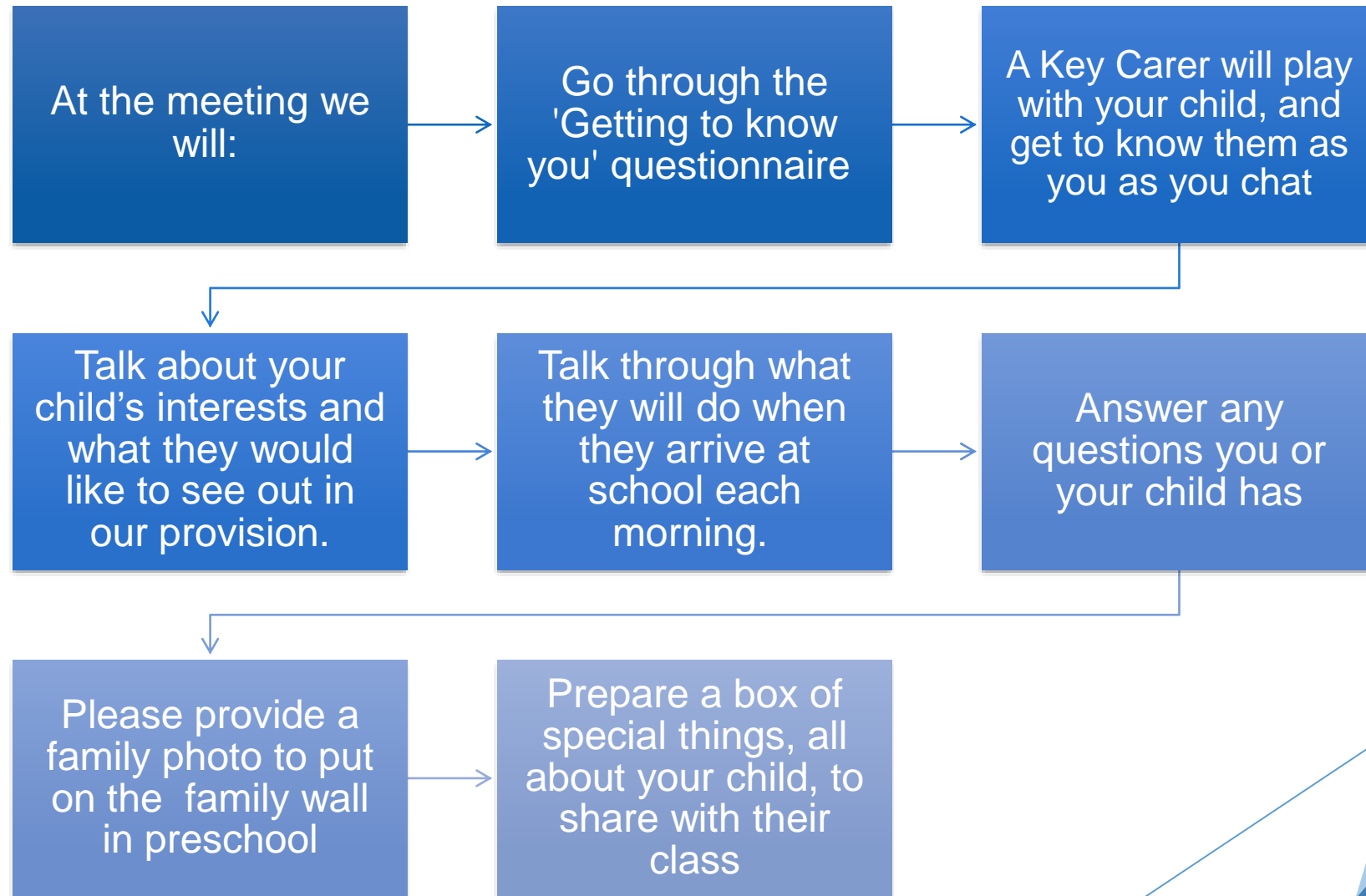
- ❑ All children in EYFS are eligible to receive a free drink of milk until their 5th Birthday. After your child is 5 years old milk provision will stop unless you sign your child up to continue receiving their milk drink via the Cool Milk scheme. You can do this by picking up a leaflet from the office or completing an order online via the Cool Milk Website.

Water

- ❑ In addition to snack time, children have independent access to drink water throughout the day. Please provide a named water bottle for your child to support this.



Home visits



What can you do before you start?

- Talk to your child about school and all the positive aspects.
- Look at the pictures of the environment with your child.
- Watch the welcome videos with your child.
- Watch the story telling videos and talk about them.
- Share happy memories together that you can share with school.
- Your child does not need to be able to read, write or do sums before starting school.
- Children start school with a range of experiences and their teacher will be skilled at helping them to progress from their individual starting points.
- You can find more useful information in the Parent partnership pack.

Ten top things to enjoy before your child starts school

- Learn a new song or nursery rhyme each week.
- Enjoy sharing a book together every day.
- Visit the library regularly and choose books to take home.
- Play with empty boxes –Where does your imagination take you?
- Draw pictures of things you have enjoyed doing together.
- Go on a nature walk –What can you see, hear, touch and smell?
- Visit your local park –What will you discover together?
- Play I spy –What colours, numbers and letters can you see?
- Enjoy play dates with old friends and new.
- Collect objects in a bag or a jar and make time to count them again and again.



Common concerns

A child starting at their first preschool is an exciting event. It will be part of your child's first steps towards independence and this can sometimes cause anxiety.

As EYFS Practitioners we work hard to ensure our approach is reassuring and helpful to both you and your child. Common concerns we can help with include...

Being unsure about what happens day to day in the setting and particularly on a child's first day.

Practical concerns about whether your child will be able to find the toilet or ask for something they need.

Worries about whether your child will make friends, be alone or be led astray

Anxiety about your child being safe or what will happen if they child feel upset, unwell or gets hurt.

Feeling upset or emotional about being separated from or 'leaving' your child, especially if the child becomes upset or distressed.

Uncertainty about who to talk to if you have concerns

Feeling nervous about approaching staff and not wanting to appear fussy.

THESE ARE ALL NORMAL and we are here to support you!

Contacting us

If you have any questions or concerns, please do not hesitate to ask.

- You can contact us via email at avapreschool@theacademy.me
- (please include your child's name at the beginning of the email so we know who to direct the enquiry to).
- Telephone us direct on **01296 255392**

- Alternatively, you can phone the school on **01296 674263** and the message will be passed to us.

And finally,

We want to make starting preschool a positive and happy event. Our aim is to work in partnership with you, to help your child achieve the very best they can.

We look forward to meeting you and your child and welcoming you to the Aylesbury Vale Academy Primary Phase!