

September 2022

**Starting
Reception Year**

**The Aylesbury
Vale Academy
Primary Phase**



Introductions



Mrs Baughan
Headteacher



Mrs O'Neill
Deputy Headteacher



Mrs Jefford
Assistant Principal
and SENDCO



Mrs Haydon
Lead Practitioner for
EYFS and KS1



Mrs Clark
Preschool Manager
Early Years Leader

Reception Team

Mrs Smith
Reception Teacher



Mrs Zucchi
Reception Teacher



Mrs Boyle
Reception Teacher

Enhanced transition opportunities

To ensure our children get the best transition possible, we have put a plan together to enable us to deliver an enhanced program of stay and plays for our new starters.

This is for all children to gain familiarity to their new environments and meeting the new year group teams.

Buckinghamshire transition morning

Tuesday 5th July @9.15am-11.15am

Stay and Play

Thursday 23rd June

Thursday 30th June

Thursday 7th July

Thursday 14th July

@1.40pm-2.40pm

If your child is starting with us mid-year we will work with you to arrange a transition programme that meets your child's needs.

Transition to a full day in Reception in September

5.9.22	6.9.22	7.9.22	8.9.22	9.9.22
Inset day-NO CHILDREN	1:1 Parent/ Carer meeting	1:1 Parent/ Carer meeting	8.45- 11.30 8.45 drop at main gate 9.00 Settle in Reception area Collect: Main gate	8.45- 11.30 8.45 drop at main gate 9.00 Settle in Reception area Collect: Main gate
	1:1 Parent/ Carer meeting	1:1 Parent/ Carer meeting	1:1 Parent/ Carer meeting	1:1 Parent/ Carer meeting
12.9.22	13.9.22	14.9.22 FULL SESSIONS	15.9.22 FULL SESSIONS	16.9.22 FULL SESSIONS
8.45- 11.30 (Bring packed lunch) Drop off: Main gate Collection: Main gate	8.45- 11.30 (Bring packed lunch) Drop off: Main gate Collection: Main gate	8.30- 2.45 (Bring packed lunch) Drop off: Main gate Collection: Main gate	8.30- 2.45 (Bring packed lunch) Drop off: Main gate Collection: Main gate	8.30- 2.45 (Bring packed lunch) Drop off: Main gate Collection: Main gate
1:1 Parent/ Carer meeting	1:1 Parent/ Carer meeting			

What will it be like in Reception?

Learning Independence.

Play, play and more play.

Emphasis on Communication and Language.

Practising gross motor skills.

Practising fine motor skills.

Bespoke curriculum for our AVA learners.

Daily phonics and Maths teaching input.

Planning linked to children's interests.



The Learning Environment



Different areas within the indoor and outdoor area, with time to learn through play.

Carefully planned for provision based on the children's interests and curricular skills.

Quality resources accessible by the children to aid curiosity.

Language rich environment.

Resources enhanced throughout each week.

Children are taught how to be respectful learners in their play.

Evidence Me

Login details will be emailed
to you.
Please check spam file.

Download the app in Android
or Apple format.

See your child's lovely
learning throughout the year.

A way of you communicating
with us.



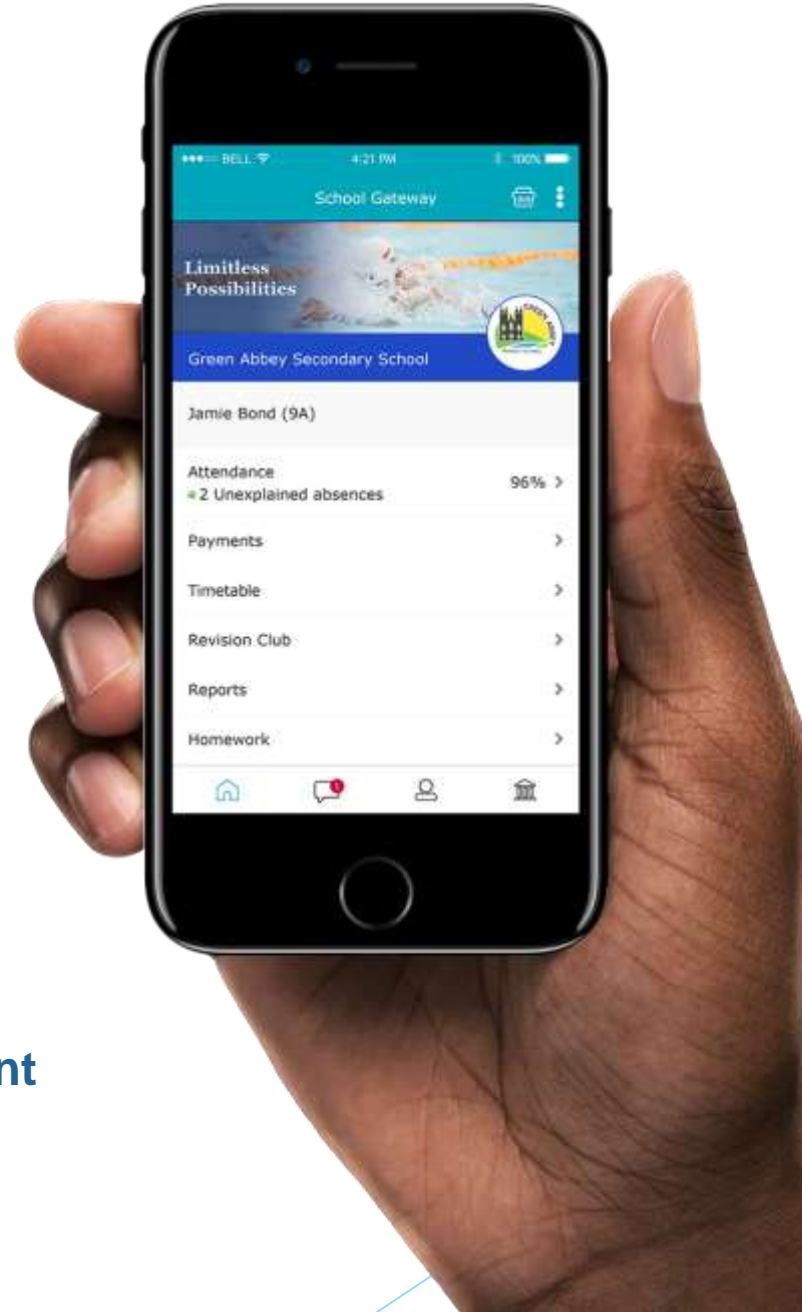
School Gateway

Booking School
Meals

Booking Wrap
Around Care

Payments for
trips/event

Download the app and read through the Parent
Guide provided.



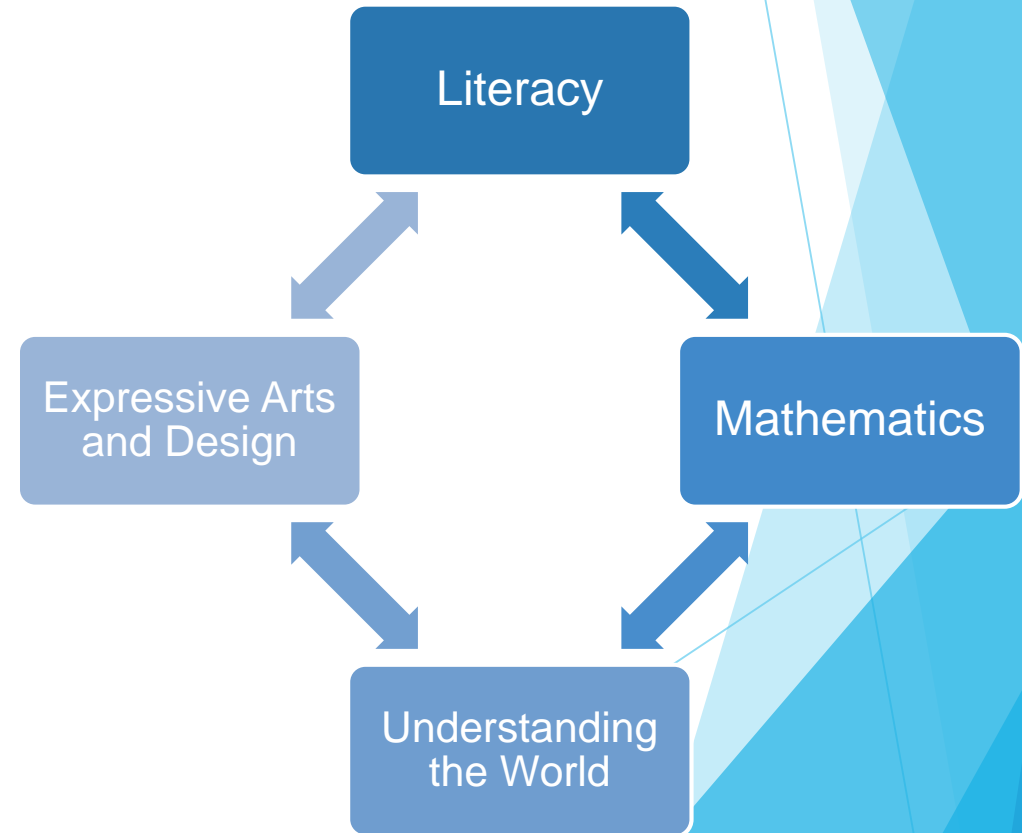
The New EYFS Curriculum

► Three Prime Areas



17 Early Learning Goals in Total

► Four Specific Areas



Background

The Department for Education has revised the Early Years Foundation Stage (EYFS) for 2021. The government aims for the changes to improve outcomes for all children, but particularly the language and literacy outcomes for disadvantaged children.

The proposals are intended to:

Make all 17 ELGs clearer, more specific and easier for teachers to make accurate judgements.

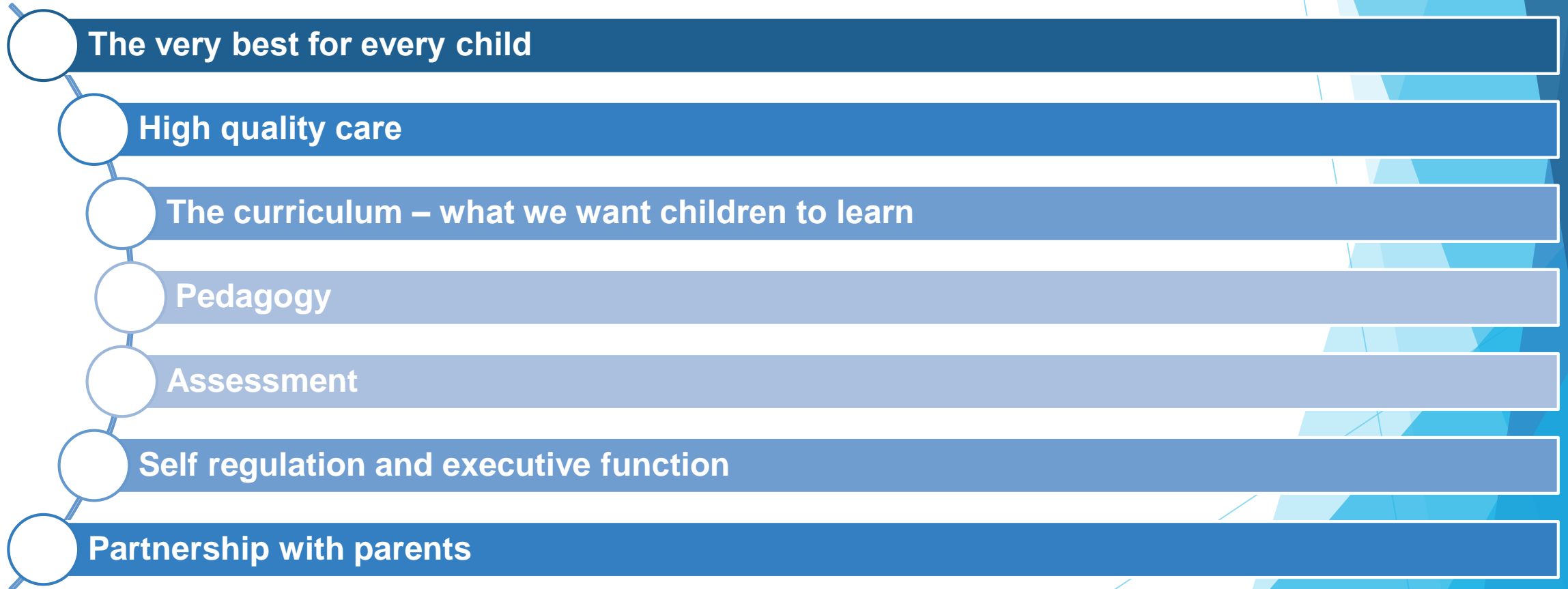
Focus on strengthening language and vocabulary development to particularly support disadvantaged children.

Strengthen literacy and numeracy outcomes to ensure all children have a good grasp of these areas of learning in preparation for year 1.

Ensure they reflect the strongest predictors of future attainment.

Ensure the ELGs are based on the latest evidence in childhood development.

Seven Key Features of Effective Practice



Synthetic Phonics

We teach the children letter sounds, high frequency words and tricky words.

Preparation for phonics is started in Preschool and continued in Reception.

We begin to teach sounds in Reception and move at the children's pace.

Continues into KS1.

Workshop for parents end of September.



Mathematics


Children benefit from daily high-quality opportunities to learn mathematics.

Maths opportunities across all areas –even the snack table!

Small group focus activities

Planning based on the White Rose scheme of work and NCETM Number blocks with Maths Mastery.

A focus on problem solving as well as acquisition of basic skills





Positive Praise and Expectations

First priority is settling children in, setting expectations and creating a whole class ethos and culture.

Behaviour policy is available on school website.

We are an attachment aware school where we understand the psychology of children's behaviour.

Incredibly nurturing and focus primarily on praise and reward.

We will celebrate children's good behaviour and acts of kindness and helpfulness.

We will use our Christian values to encourage and show examples of good behaviour.

We will give children various opportunities to share their amazing work.

There will be achievement points, Star of the Day and Stars of the Week awards.

There will be a visual behaviour system – where the children can tell you they are ready to learn.



Celebrating Children's Learning

We will constantly celebrate and share children's learning through:

Regular show and tell sessions.

I am proud of box.

Displays.

Sharing Wow moments with parents on Evidence Me.

Sharing our Class or Key Carer floor book.

Parent Partnership

We want you to be very involved with your child's Reception Year.

You are your child's first educator and know them best.

Please share with us anything you have done at home that means something to your child and we will share and celebrate it at school.

Children will bring home phonics sounds and high frequency words to practise.

Open Door Policy

WOW moments at home

Contributing on Evidence Me

Displays in the Classroom

Stay & Play sessions

Reading at home

Family Projects

Reading Books

Children will be given their own reading diary. Please write in it when your child has read to you.

Reading books will be sent home in the first few weeks after starting.

When your child's book needs changing, please put it in the book box with their reading diary.

We will hear the children read once a week. We will write in their diary when we have heard them read.

Uniform

All children in Reception are required to wear full school uniform.

We request that no jewellery is worn, children with pierced ears should wear simple studs.

Please tie your child's hair back, this is for safety and to prevent possible spreading of head lice.

We also request that you provide your child with:

- a sun hat in hot weather, (please apply sun cream before arriving).
- a waterproof coat.
- welly boots –we play outside whatever the weather!

PE- Your child will **NOT** require a PE kit until January, in Spring Term.

Book Bags

- Children are expected to bring a book bag to school every day. The bag enables us to send home letters and other work and is a safe place for your child to transport their reading book.
- In Reception this should be an AVA blue book bag (available from our school uniform supplier) . Please ensure ALL bags are clearly labelled with your child's name.



EYFS Learning

Sensory experiences are central to our provision, which means that children often engage in messy play.

Remember... a messy uniform at the end of the day means your child has been learning!



SEND

- We want every child to make outstanding progress, whatever his or her starting point, and the style of learning in the EYFS means that a great deal of what we do is tailored to the individual needs and interests of each child. In addition to this, some pupils also require specialist support and planning.
- In our Preschool and Reception, we use basic Makaton signs, visual cards, visual timetables, now and next boards, support cushions, fiddle toys, sensory toys, a quiet area in the book corner and intervention groups and observations to support individual children's needs. If your child requires additional support at any point during their time in the EYFS, we will draft an Assess-Plan-Do-Review (APDR) document detailing how we intend to support your child's needs. This will be shared with you, and you will have an opportunity to contribute.
- Please let your child's teacher or your Key Carer know about any concerns you may have and if your child has a previously identified special educational need or disability. We are here to help!



**Our school SENDCO is
Mrs Jefford**



Attendance Matters

Full attendance is vital for your child's educational progress. Research has shown there is an overwhelming connection between those pupils who are frequently absent and those who go on to underachieve in their future.

Tips for good school attendance:



Good habits, establish good routines, such as going to bed on time.



If your child is off school, you must let the school know why and tell them when they can expect your child back.



Make all appointments for the doctor, dentist, optician etc. after school hours or during the school holidays.



Don't let your child stay off school for a minor ailment.



Take all holidays during the school holiday periods.



House Keeping



Label everything!

Please provide a pair of named wellies to keep in school

Children will need spare clothes, including underwear, to keep on their peg

PE kits will NOT need to be bought until Spring 1 term (after Christmas)

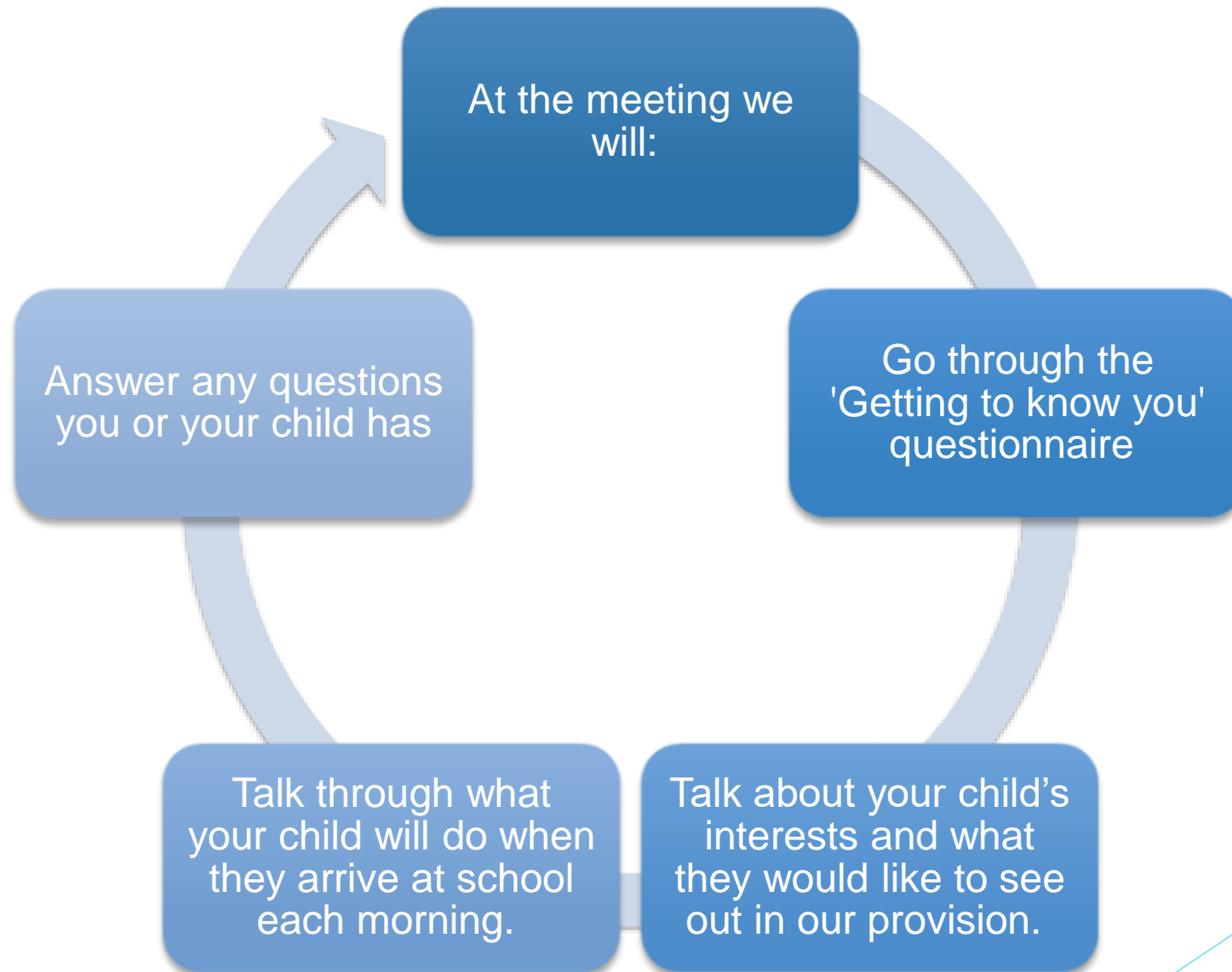
Children will need a named water bottle brought in each day and sent home to be washed

Children will need to bring their book bag in each day

Children will be offered fruit and milk each day at snack time

We are a **NO NUT** school, please be mindful of this if providing packed lunch

1:1 Meetings in September



Arrival at School

At Aylesbury Vale Academy Primary Phase our aim is for your child to settle into the Early Years Foundation Stage as happily as possible.

Soft Start

- Drop off at the playground gate at 8.30am.
- Staff are always present to welcome children and offer support when needed.

Independent Walk

- Encourage children walk to their classes independently.

Routine

- Children will hang up their coat and
- Put their belongings away.
- Registering themselves by collecting their name.

Activity

- Children are then encouraged to choose an activity to enable them to settle into the school day.

**INDEPENDENT
LEARNER**

Collecting Your Child School

- Please try to be prompt collecting your child from school. Thank you.
- In order to keep your child safe, staff will only release children to authorised adults.
- In the event that you are delayed and cannot get to school in time, please telephone the school as soon as it is possible to do so. We will ask you to provide contact details for 3 people with permission to collect your child.
- Please let us know if someone who is not on your child's 'permission to collect' list is coming to collect your child at the end of the day.
- Please note that if someone who is not on your child's 'permission to collect' list comes to collect your child and you have not informed us; we will contact you to confirm they have your permission before we can allow them to leave with your child.
- If we are unable to get in contact with you, we will keep your child safe until we are able to contact you. Charges may be incurred.

Medical

- We can only administer medicines detailed on a healthcare plan and these medicines must be clearly labelled and have been prescribed by a doctor.
- If your child is unwell with a temperature, sickness or diarrhea please keep them at home for 48 hours and until all symptoms have disappeared. Please also contact the school to let us know your child will not be attending every day that your child is off sick.

COVID-19

- Please do not send your child into school if they have a persistent cough, high temperature or have lost their sense of taste or smell. Please follow the school COVID-19 policy.

Snacks

- A healthy snack of fresh fruit/ vegetables is served every day in the Early Years, together with a drink of milk or water.
- As well as helping your child to maintain his or her energy levels through the session, this provides an opportunity to learn about healthy eating habits.
- Although we fully support snack times, we also encourage the children to be as independent as possible washing their hands, opening fruit, opening/pouring their own milk and choosing their snack.

Hydration

Milk

- All children in EYFS are eligible to receive a free drink of milk until their 5th Birthday. After your child is 5 years old milk provision will stop unless you sign your child up to continue receiving their milk drink via the Cool Milk scheme. You can do this by picking up a leaflet from the office or completing an order online via the Cool Milk Website.

Water

- In addition to snack time, children have independent access to drink water throughout the day. Please provide a named water bottle for your child to support this.

What can you do before you begin?

Talk to your child about school and all the positive aspects.

Look at the pictures of the environment with your child.

Watch the welcome videos with your child.

Watch the story telling videos and talk about them.

Share happy memories together that you can share with school.

Your child does not need to be able to read, write or do sums before starting school.

Children start school with a range of experiences and their teacher will be skilled at helping them to progress from their individual starting points.

You can find more useful information in the Parent partnership pack.

Ten top things to enjoy before your child starts school

- Learn a new song or nursery rhyme each week
- Enjoy sharing a book together every day
- Visit the library regularly and choose books to take home
- Play with empty boxes –Where does your imagination take you?
- Draw pictures of things you have enjoyed doing together
- Go on a nature walk –What can you see, hear, touch and smell?
- Visit your local park –What will you discover together?
- Play I spy –What colours, numbers and letters can you see?
- Enjoy play dates with old friends and new
- Collect objects in a bag or a jar and make time to count them again and again

Common concerns

A child starting at their first School is an exciting event. It will be part of your child's first steps towards independence and this can sometimes cause anxiety.

As EYFS Practitioners we work hard to ensure our approach is reassuring and helpful to both you and your child. Common concerns we can help with include...

Being unsure about what happens day to day in the setting and particularly on a child's first day.

Practical concerns about whether your child will be able to find the toilet or ask for something they need.

Worries about whether your child will make friends, be alone or be led astray

Anxiety about your child being safe or what will happen if they child feel upset, unwell or gets hurt.

Feeling upset or emotional about being separated from or 'leaving' your child, especially if the child becomes upset or distressed.

Uncertainty about who to talk to if you have concerns

Feeling nervous about approaching staff and not wanting to appear fussy.

THESE ARE ALL NORMAL and we are here to support you!

Contacting us

If you have any questions or concerns, please do not hesitate to ask.

- You can contact us via email at avaprimary@theacademy.me (please include your child's name at the beginning of the email so we know who to direct the enquiry to).
- Alternatively, you can phone the school on **01296 674263** and the message will be passed to us.

And finally,

We want to make starting school a positive and happy event. Our aim is to work in partnership with you, to help your child achieve the very best they can.

We look forward to meeting you and your child and welcoming you to the Aylesbury Vale Academy Primary Phase!