



The Aylesbury Vale Academy

COLLABORATING *for* EXCELLENCE

This booklet has been designed to help you with your transition.

Please complete the following information and find out all you can about your Academy. Before you know it, you'll be an expert!

Please bring this booklet with you on your first day at school.



Name: _____

Primary school attended: _____

Tutor group: _____

Here are some key members of staff waiting to welcome you



Mrs S Dutson
Year 7
Achievement
Director/Assistant
SENDCo



Mr T Verity
Year 7 Assistant
Achievement
Director/PE
Teacher



Mr G Gibson
Principal



Mrs D Powell
Year 7 Pastoral
Support



Mrs L Herlihy
Year 7 Lead
Learning Support
Assistant



Mrs E Jefford
Assistant
Principal/SENDCo



Mrs L Ripley
Medical Officer



Miss J Gibbs
Assistant
Principal/
Safeguarding
Lead

We can't wait to see and meet you all!





How well do you know Aylesbury Vale Academy?

Fill in the information that you can about the Academy.



When will you start at Aylesbury Vale Academy?

Where is it?

When does the school day start?

When does school end?

When is break time?



When is it lunch time?

Who is your Achievement Director?

Who is your Pastoral support Officer?

What is the academy uniform?

Where can you buy it?

What sports kit will you need?

What sort of bag will you take?

What other equipment do you need?

Are you allowed to bring your mobile phone?



Will you have a locker? Do you need a padlock?

What do you do at break and lunch time?


Where do you go to eat?

What sort of food is sold?

How much do things cost?

How does the timetable work? [how many periods/how long are your lessons?

What happens if I am late to a lesson?



What subjects will you do?

How much homework do you get?

Where can you do your homework in your free time?

Are you rewarded for your work?

What happens if you get in trouble? What are the consequences?



Getting ready for when I start?

Things I need to remember.



How will I get there?

How long will the journey take?

What time will you need to leave home?

What time will you get home?

What time will you wake up?

If you are walking:



Do you know the route?

Will you have a friend to walk with?

If you are cycling, do you know the route?

Where will you store your bike?

Are you catching the bus/train station?

Where is the bus/train station?

What is the number of the bus you need to catch?



How much is the fare?

Will you need a bus pass/season ticket?

Are you being taken by a car?

Who will be driving you?

How long will the drive take?

Will you get a lift home too?

Where at school can you be dropped off/picked up?

Do you feel confident about getting to school?

Are you careful when you are crossing the roads?



What do I wear to school?

Everything you need to know about uniform.

The Academy Uniform

- Navy blazer with college coloured logo and college coloured lining
- Grey sleeveless v-neck sweater with college coloured logo and neck trim
- College coloured tie
- Plain white shirt*
- Black skirt – knee length*
- Black smart trousers*
- Black shoes*

PE Uniform

- Navy sports polo with Aylesbury Vale Academy logo
- AVA or plain navy tracksuit bottoms/navy shorts/navy skirts
- AVA or plain navy rain jacket/jumper/fleece
- Suitable trainers

You should not wear leggings on their own or hoodies. Coats are not to be worn during any PE lessons or in the corridors of the Academy.

Additional Information

- Skirts must be of a suitable length
- Hijab must be plain white – no embroidery
- Trousers must be of smart appearance, no tight-fitting trousers or leggings


All students are expected to wear Academy uniform as above. If you arrive and are not in the correct uniform, you will be spoken to and your parents will be contacted.

Remember your equipment everyday!

- ❖ School bag
- ❖ Calculator
- ❖ Pencil case
- ❖ Sharpener
- ❖ Rubber
- ❖ Planner
- ❖ Pen
- ❖ Pencil
- ❖ Ruler
- ❖ Sensible Bag



ART COMPETITION



Create a postcard related to something you have done over the summer holidays.

Your postcard can be a drawing, a painting, a collage, you could even make a 3D sculpture. It must be no bigger than A5, it can be in black and white or colour.

The theme of your postcard could be based on:

- 1) A place you have visited.
- 2) Time spent with your family
- 3) Time spent with your friends
- 4) A trip to the zoo, or a day out.
- 5) Your favourite film or book, these are only examples you may have your own ideas.


The students of the winning designs will receive an Art pack and their work will be displayed in the main reception area.

Please bring your entries to your first Art lesson and hand them to your Art teacher, make sure your full name and tutor group is on the back.

Have fun being creative and use your imaginations.



YEAR 7 SUMMER READING CHALLENGE



This year the Academy are promoting the Summer Reading Challenge, details about the programme and instructions on how to register can be found using the link below

➡ <https://summerreadingchallenge.org.uk/> ⬅

➡ There are a range of suggested books here:
<https://summerreadingchallenge.org.uk/wild-world-heroes-bc-landing> ⬅

The programme can be completed in conjunction with a local library or online. The Academy will reward any students who can bring evidence that they have completed the challenge or part of the challenge over the summer – this could be a certificate from the programme or a simple reading log created by yourself.

AWARD: 50 ACHIEVEMENT POINTS

