

Tuesday 5th January 2020



Example of a story map



Wednesday 6th January 2020

Today we are going to be sequencing the story of Toby and the Great Fire of London!

Have a look at the pictures, can you put them in order? If you need some help you can use your story map from yesterday!



Thursday 7th January 2020

When we describe a setting we always use our senses to help us! Lets have a look....

Great Fire of London Senses Word Mat

See

flames

wooden houses

people
running

black smoke

water

houses
falling

horses running



Hear

crackling

babies crying

people screaming

dogs barking

wood creaking

shouting

busy crowds



Smell

burning

wood

sweat

smoke



Touch

dusty

hot

wood

warm

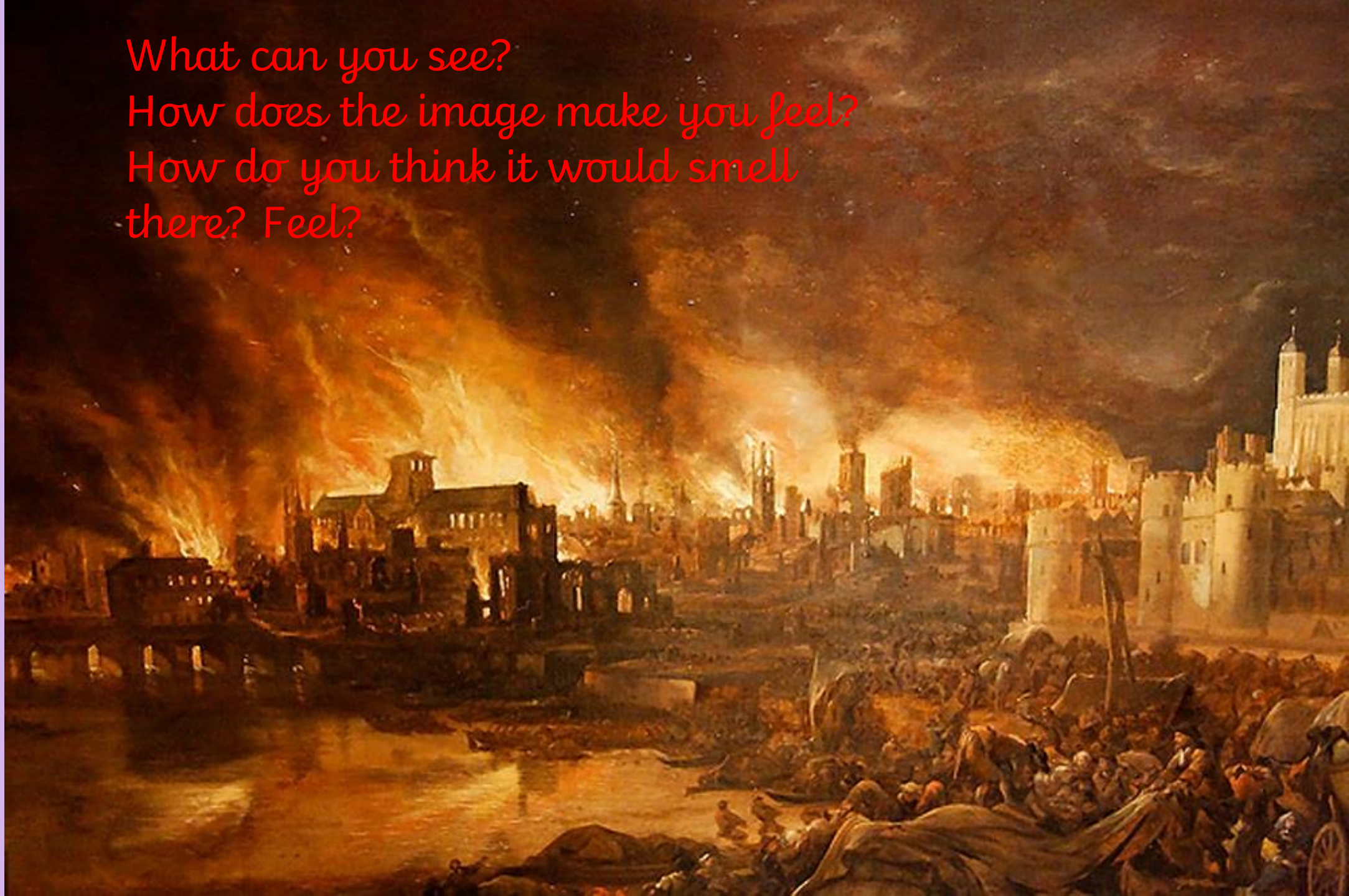
water

burnt

possessions



*What can you see?
How does the image make you feel?
How do you think it would smell
there? Feel?*



Friday 8th January 2020

Great Fire of London Senses Word Mat

See

flames

wooden houses

people
running

black smoke

water

houses
falling

horses running



Hear

crackling

babies crying

people screaming

dogs barking

wood creaking

shouting

busy crowds



Smell

burning

wood

sweat

smoke



Touch

dusty

hot

wood

warm

water

burnt

possessions



Today we are going to be writing sentences to describe a setting!

How could we begin our sentences?

How could we use adverbs and adjectives?

Can you include expanded noun phrases?

Can we use different sentence types? (full stop, exclamation and question sentences)



Activity – Can you write some sentences to describe this setting?
Remember to use your senses mat to help you!

